

# 704 AIR FORCE CITY



## Uniform Guide

Information for new recruits

# Welcome to Cadets!

Wear your uniform with pride.



Here is a cadet in full uniform (C-1). This is what you will wear on CO's parades and other important parades and events.

On regular training nights when we are in winter dress you will wear the same thing, but cadets with medals will only wear ribbons (C-2).

Winter dress period begins in mid-October and ends at the end of May. Check the squadron announcements for the proper dress every week.



During summer dress periods you will not wear your tunic or tie. (C-2B).

# What should I have?

## Your basic issued kit:

Here is a list of everything you should be issued when you first join, so you can check your kit and make sure you have everything you need. If you are missing anything, just go and see supply on your training night or on announced supply times.



TUNIC



WEDGE



SHOULDER FLASH



TROUSERS



TIE



RANK SLIP-ONS



BELT



DRESS SHIRT



BOOTS

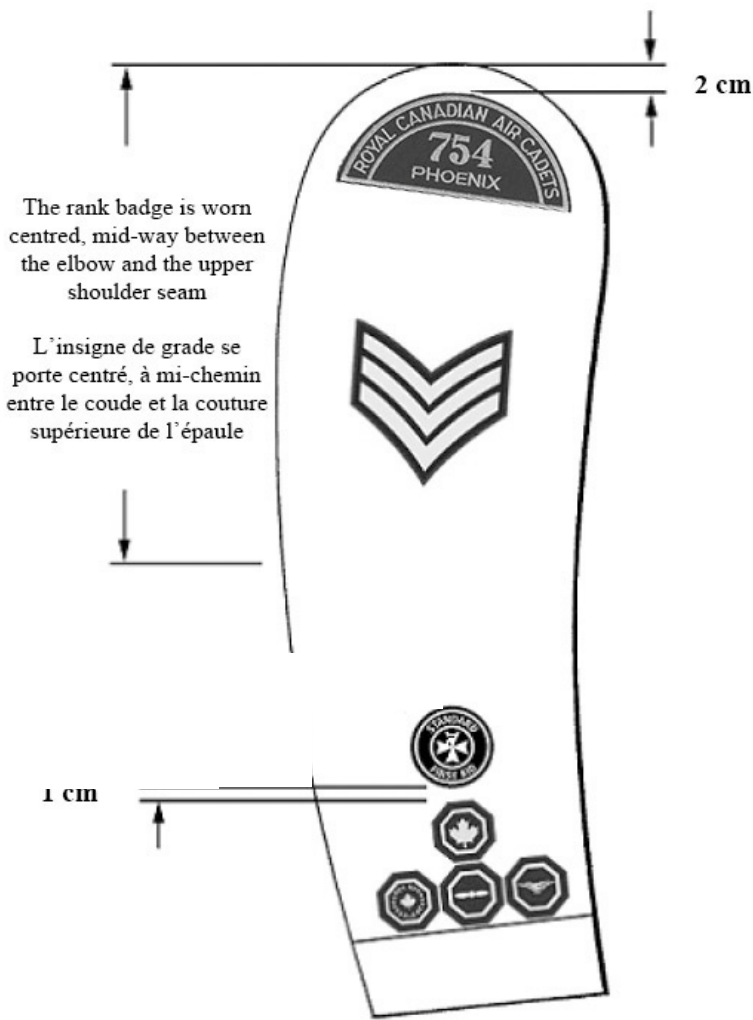


SOCKS

There are also other items you may be issued right away, or later, such as gloves, toque, and parka for the winter and special kit for summer camp.

# What are all those badges?

## ...and where do they go?



At the moment, you probably only have the squadron shoulder flash, which says "Royal Canadian Air Cadets, 704, AIR FORCE CITY". It goes 2 cm from the top seam of the sleeve on both sleeves. The right sleeve is also where you sew the camp badges, which are the small octagonal badges.

When you are promoted to Leading Air Cadet you will receive your rank badge which looks like this:



It is worn half-way between the shoulder and elbow, on both sleeves.

Also on the right sleeve are the camp badges, which are the small, octagonal badges given to you when you complete a summer training camp. They are worn directly above the cuff.

## Right Sleeve Badge placement



Your first camp will probably be the two week General Training Course (GT). This is the badge for GT.



Basic Aviation Course  
(3 weeks)

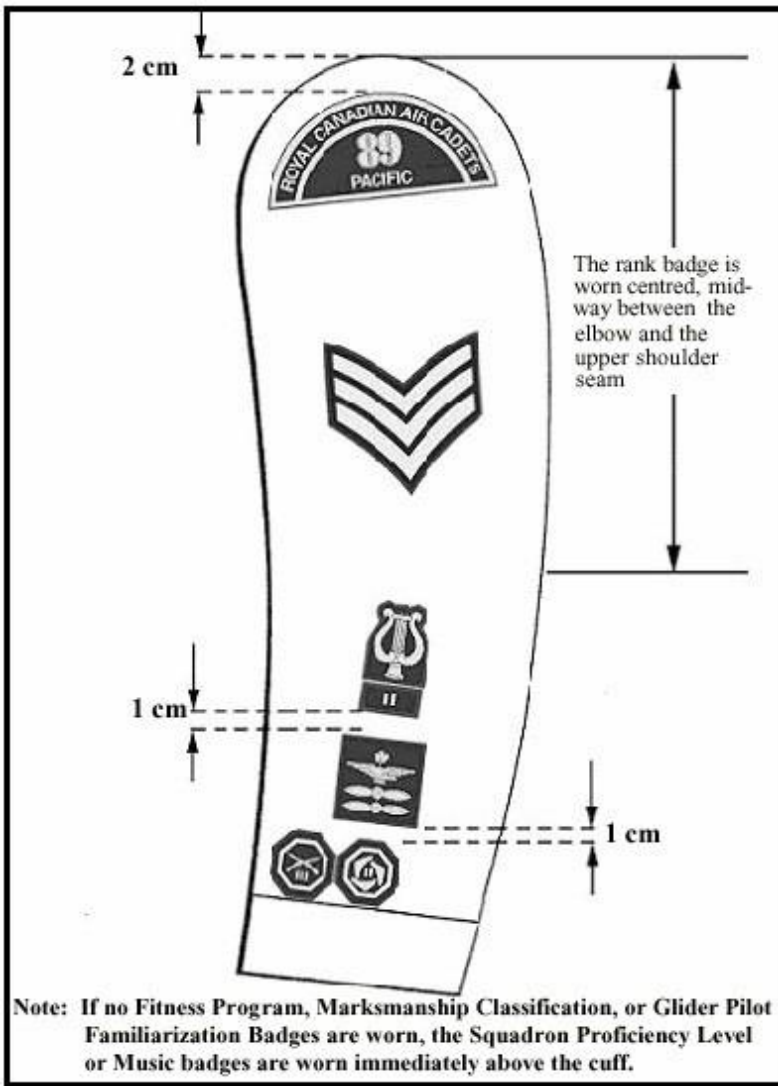


Intermediate Musician  
Course (6 weeks)



Sports and Fitness  
Instructor Course  
(6 weeks)

These are examples of some other courses you might take



The left sleeve has the shoulder flash and rank badge as well.

If you are a musician, attend marksmanship practices, take a first aid course, or you do a fitness assessment with the squadron, you may earn some of these proficiency badges. Marksmanship and fitness badges are the octagonal badges which go right above the cuff. If you do not have a level badge yet, and you earn a musician badge, it will go 1cm above the octagonal proficiency badges. If you do not have proficiency badges, then the musician badge goes right above the cuff.

This image shows the former training level proficiency badge with the eagle and propellers. It has been replaced with a badge which looks like this:



You will receive one when you complete level 1 training at the end of the year.

## Left Sleeve Badge placement



Marksman Badge

Levels I, II, III, IV



Fitness Badge

I=bronze  
II=silver  
III=gold  
Maple leaf=excellence



First Aid

I=emergency  
II=standard

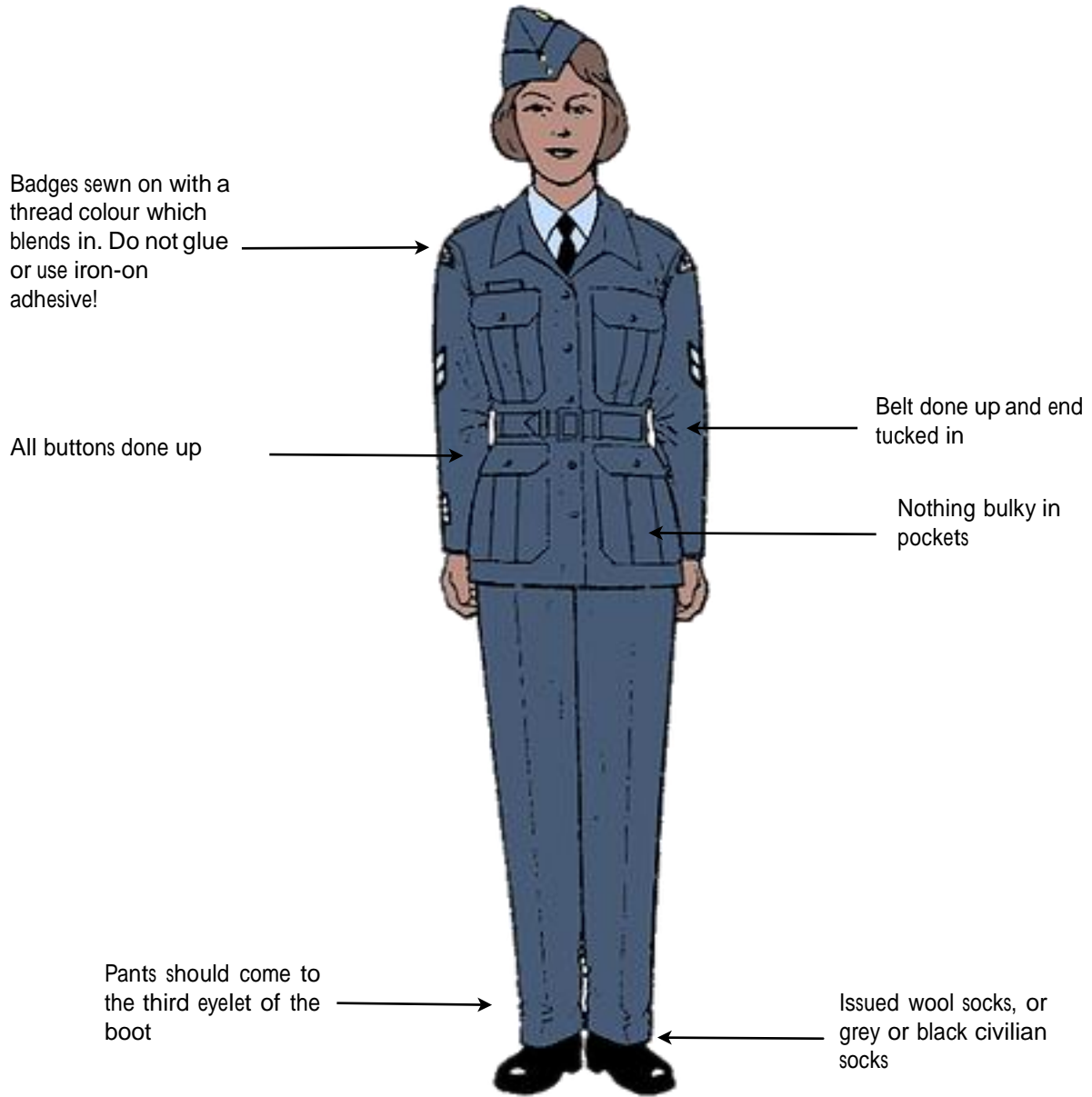


Musician

Level numbers I-IV are worn underneath.

Pipers and Pipe band drummers wear a different badge. There is also a bugler badge. Cadets who hold more than one of these must choose one to wear.

# Wearing your uniform



You are ready for your first parade night in uniform!

# BASIC UNIFORM CARE

	Cleaning	Drying	Wrinkles	Creases	Storage
Parka	Dry Clean Only	Air Dry Only	Use Steam, Hang Dry	None	Hanging
Tunic	Machine Washable	Dryer	Iron	None	Hanging
Pants	Machine Washable	Dryer	Iron	Front: front center of cuff straight up to belt loop; on either side of fly. Back: back center of cuff up to center belt loop.	Hanging
Dress Shirt	Machine Washable	Dryer	Iron	Top center of sleeves	Hanging
T-Shirt	Machine Washable	Dryer	Iron		
Sweater	Machine Washable	Dryer	Use Steam, Hang Dry		
Tie	Dry Clean Only	Air Dry Only	Use Steam, Hang Dry		Hanging
Wedge	Dry Clean Only	Air Dry Only	Use Steam, Hang Dry		
Boots	Warm Water Only	Air Dry Only	Highly Polished		Covered
Toque	Machine Washable	Dryer			
Belt	Warm Water Only	Air Dry Only			
Socks	Machine Washable	Dryer			
Gloves	Machine Washable	Air Dry Only			
Slip Ons	Machine Washable	Air Dry Only	Iron		

# FAQs

<p><b>I tried on my uniform, but it does not fit!</b></p> <p>Bring your uniform back to supply and tell them what the problem is. Don't make any alterations yourself unless they are small and reversible (like putting a temporary hem in your pants to shorten them).</p>	<p><b>What happens when I outgrow my uniform?</b></p> <p>Just come in to supply and exchange it. If you need to exchange a uniform part on a Parade Night, you can wear black pants, white shirt, black tie (your cadet tie) until you get your new uniform. You cannot wear a combination of uniform and civilian clothing. Supply may also be available on extra training nights.</p>
<p><b>Am I allowed to keep all this stuff?</b></p> <p>Your uniform is on loan to you. It belongs to the Government of Canada and is worth about \$400.00. You have to take good care of it while it is issued to you and you will have to return it when you leave cadets. You will be allowed to keep certain items such as socks and t-shirts, but most of it must be returned.</p>	<p><b>How do I tie my tie? How do I lace my boots? What about my hair?</b></p> <p>That information can be found at this link. <a href="http://www.704aircadets.ca/dressregs_e.php">http://www.704aircadets.ca/dressregs_e.php</a> This link and other information for uniform wear and care can be accessed from our web page. <a href="http://www.704aircadets.ca/main_e.php">http://www.704aircadets.ca/main_e.php</a> If you need help or do not understand something, you can always ask your Flight Sergeant.</p>
<p><b>What about in the winter? What do I wear over my uniform?</b></p> <p>We have many parkas in supply, which we can issue to you. It has a liner and an outer shell which can be worn together or individually. If you do not have a parka, see supply to get one. We also have gloves and toques. If for some reason we cannot issue you one, you may wear your own civilian parka over your uniform when necessary.</p>	<p>There are some uniform care and hair videos which are on YouTube at: <a href="https://www.youtube.com/user/632Videos/videos">https://www.youtube.com/user/632Videos/videos</a></p> <p>There is also a very good video on YouTube which was made by four air cadets from another squadron called "How to Maintain your Air Cadet Uniform" which covers ironing, creases, polishing boots, lacing boots and more. You can find it at: <a href="https://www.youtube.com/watch?v=N2Wup7QqBJg">https://www.youtube.com/watch?v=N2Wup7QqBJg</a></p>